
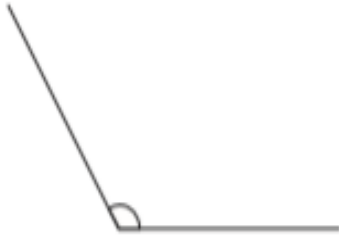


# Angles

Look at these different angles:



Right Angle - a square  $90^\circ$ .



Obtuse Angle - is greater than a right angle but less than a straight line (as anything over  $180^\circ$  is a reflex angle).



Acute Angle - is smaller than a right angle.

Write the type of angle:

1.



\_\_\_\_\_

2.



\_\_\_\_\_

3.



\_\_\_\_\_

4.



\_\_\_\_\_

5.



\_\_\_\_\_

6.



\_\_\_\_\_

7.



\_\_\_\_\_





8.








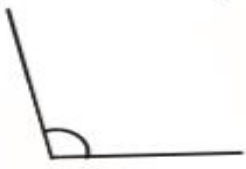


\_\_\_\_\_





## Angles

Put these angles into order from smallest angle to largest angle.

1. a)  b)  c)  d) 

2. a)  b)  c)  d) 

3. a)  b)  c)  d) 

4. a)  b)  c)  d) 

Each row has a corresponding empty box for the answer:

Can you identify the different angles (acute, obtuse, right angle) on these irregular polygons? If you can't print them off, try to draw them yourself! Eg. (a) has four right angles.

