



Friday 12th June, 2020

Dear Parents and Children,

Well done for another great week! Here is a list of suggested work for **week commencing 15th June, 2020:**

RE

Topic: *The Kingdom of Heaven*

- 1) During this topic, we will be thinking about the kind of world we want to live in; Matthew calls it the **Kingdom of Heaven**. Although we believe we will know much more about God's Kingdom after we die, it is already here now; it has already started! Jesus explains what the Kingdom of Heaven is like by telling **parables**. Here is some key information about parables:

Parables:

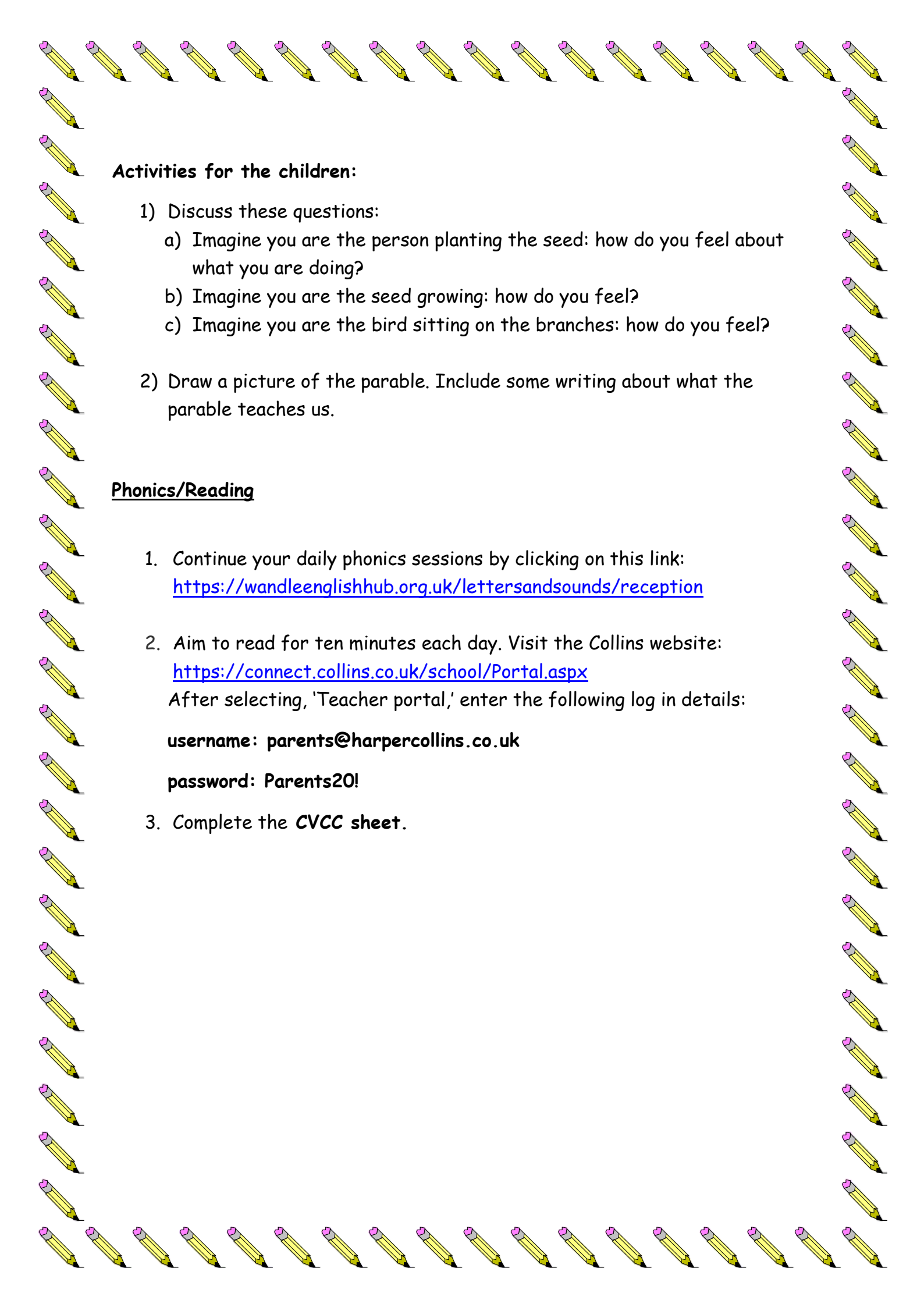
- are a type of narrative
- are always made up; they haven't happened (although they talk about everyday things)
- are short; they compare two things
- carry a meaning - you have to figure out what the meaning is.

Find out more here: <https://www.youtube.com/watch?v=Hvfz0HPHRYw>

Every Gospel teaches us that Jesus wants us to build a new, fairer and more just world ('the Kingdom of God'), but Matthew's Gospel talks about this more. The Kingdom of Heaven isn't a real place - it's a place in our minds and hearts where we imagine that God is in charge (like a king) and everyone lives their very best selves - the way God hoped we would.

- 2) Learn about '*The Parable of the Mustard Seed*' (Matthew 13:31-32):

https://www.youtube.com/watch?v=ifKH0-y7O_I



Activities for the children:

- 1) Discuss these questions:
 - a) Imagine you are the person planting the seed: how do you feel about what you are doing?
 - b) Imagine you are the seed growing: how do you feel?
 - c) Imagine you are the bird sitting on the branches: how do you feel?
- 2) Draw a picture of the parable. Include some writing about what the parable teaches us.

Phonics/Reading

1. Continue your daily phonics sessions by clicking on this link:
<https://wandleenglishhub.org.uk/lettersandsounds/reception>
2. Aim to read for ten minutes each day. Visit the Collins website:
<https://connect.collins.co.uk/school/Portal.aspx>
After selecting, 'Teacher portal,' enter the following log in details:
username: parents@harpercollins.co.uk
password: Parents20!
3. Complete the **CVCC sheet**.

Writing:



Look at this picture and discuss the following questions:

- 1) What can you see in the picture?
- 2) What is a hot air balloon?
- 3) Where do you think the hot air balloons are travelling to?
- 4) Do you think they might come across any obstacles along the way?
- 5) What adventure would you like to go on in a hot air balloon?

Activities for children:


You are going to write a story, based on this picture.

- 1) In your first writing session (to last five or ten minutes) - ask a parent or sibling to scribe your ideas about the picture: What can you see? Can you describe the hot air balloons (see 'Wow Words' on next page)? How would you feel when flying in one?

- 2) In your next writing session (on a separate day), recap your ideas and plan your story using the **Story Map** - write a few ideas/words in each bubble.
- 3) Finally, on a third writing session over the course of the week, turn your ideas into sentences! Write a short story about the hot air balloons. You might like to use some of the sentence starters below to help you:

- Once upon a time there lived... /One day...
- The hot air balloons looked... They were... / The hot air balloons took off from...
- Suddenly... / Without warning...
- Luckily...

Wow Words

 sparkly	 tasty	 scary	 grumpy	 bouncy
 precious	 colourful	 hot	 fast	 tiny
 bright	 massive	 jolly	 beautiful	 cute
	 ugly	 sharp		





To learn more about adjectives, follow this link:
<https://www.youtube.com/watch?v=ju2q6SnZsJo>



Maths

Focus: *Mental addition and subtraction*

- 1) Watch this lesson: https://www.youtube.com/watch?v=NdgEuETD_bE
- 2) Play the game below, **Roll the Sum**. Roll two dice and draw them in the first box. In the second box, write the addition number sentence. For the third box, write the answer. You may wish to complete this activity on a piece of paper instead.

Dice Rolled	Number Sentence	Sum
 	$2 + 1 =$	3

- 3) Complete *One More One Less*
- 4) *Ten in a Bed* Number Bonds

PE

Warm up: **Minibeast Action Cards** (choose two or three each day).

Main lesson: Create an obstacle course around your home or garden. You might wish to use the **Obstacle Course pdf** to give you some ideas.

Cool down: <https://www.youtube.com/watch?v=sgXpX6tU3mc>



Science

Focus: *Minibeasts*

1. Learn about different types of minibeasts:

https://www.youtube.com/watch?v=LSp_meUwug4

2. If you can, go on a minibeast hunt. Use this website to help you:

<https://www.bbc.co.uk/cbeebies/games/mini-beast-adventure-with-jess-minibeast-spotter>

Art

Make a minibeast using a toilet roll. You can find some examples on this website:

<https://www.artycraftykids.com/craft/toilet-paper-roll-bugs-easy-kids-craft/>

PSHE

Listen to this story called 'Memory Bottles' by Beth Shoshan:

<https://www.youtube.com/watch?v=jOfdDFPMBJI>

Make your own memory bottle/jar:

<https://www.youtube.com/watch?v=CPT7vaxhgyc>

Have a great weekend,

Miss Freitas and Mrs Presland-Smith