

Year 4

Home learning week beginning: 18/5/20

Please find below a list of activities that we would like you to complete this week. Please do not try to do all of these activities in one day; spread them out over the week so that you are doing some school related work throughout each day as if you were in school. Try to work between the hours of 9am and 3pm.

Please continue to use Class Dojo to keep in touch. We will be checking this daily to see what you're up to and be available if you have any questions or need help.

Some of you are sending lots of messages and pictures – thank you for this. Please share if you can – it is lovely for everyone to see what you have been up to and it is a lovely way to stay in touch.

RE



The Laudato Si' was written by Pope Francis. It challenges everyone to change the way we live, to build a world where the cry of the Earth and the cry of the poor are both listened to. Pope Francis asks all people to make changes so they can be good stewards of the earth. Please watch this video of Pope Francis talking about the Laudato Si': <https://laudatosiweek.org/>

Task: Think about all the steps we can all take to look after our common home. Write about the world you would like to see in 20 years' time. You can write about this in any form e.g. a story or poem. Draw some illustrations to go with your writing too!

Maths lessons x 4 over the week

This week in maths will be all about money!

Suggestion: At the start of the week, give objects and activities a price eg. Crisps are 70p and an hour on the iPad is £1.20. Each day, give your child an allowance for the day (or for the week) and have them work out what they will “buy” for that day based on how much money they have. Maybe there are tasks they can do to earn money too! This way, they are applying their money knowledge in real life.

Lesson 1: <https://app.mymaths.co.uk/50-lesson/introducing-decimals> This first lesson is about decimals which will help when doing the money lessons.

Lesson 2: <https://app.mymaths.co.uk/103-lesson/money-calculations> This lesson is a recap about how to write amounts of money using £ and p and why the decimal point is so important when writing amounts especially if you are adding them.

Lesson 3: <https://app.mymaths.co.uk/104-lesson/money-problems> In this lesson children will be applying addition, subtraction and multiplication to money.

Lesson 4: on the website there are two maths documents: one is a decimal place value challenge and the second is a decimals challenge (answers are on the website as well to help parents to see if your child is on the right track!). These are challenges so try your best with them! If you are finding them tricky, try the activities on this my maths link: <https://app.mymaths.co.uk/102-lesson/introducing-money>

If you fancy some challenges have a look at: <https://nrich.maths.org/9414>

TT Rock stars <https://trockstars.com/> 30 minutes-a-day or <https://www.topmarks.co.uk/maths-games/hit-the-button> to practise times tables

Maths frame has some great games too: <https://mathsframe.co.uk/en/resources/category/22/most-popular>

Literacy


Twisted Fairy tales

Our English focus for the next two weeks is 'Twisted fairy tales'. After exploring two alternative fairy tales, we will then get the children to plan and write a fairy story from an alternative point of view.

This week:

- First, re-read (listen to!) the stories below.
- Make a list of other well-known Fairy stories you know e.g. Little Red Riding Hood, Cinderella, Billy Goats Gruff etc. Who are the characters?
- You are going to plan and write another well-known story from a different character's point of view. Think about other fairy tales that might change if they were told from a different point of view.
- Choose a Fairy story you know really well and decide whose point of view you will write from. Some ideas: Could you write Peter Pan from Captain Hook's point of view? Or the Three Billy Goat's Gruff from the Troll's point of view? How would The Daily Wolf newspaper cover the story of Little Red Riding Hood? How would Cinderella's stepsisters tell her famous story? How would Snow White's stepmother explain what happened to her? *Stick to well-known classic fairy stories rather than a Disney film!*
- Spend some time planning your twisted fairy tale – Who will you write as? Will it be in 1st or 3rd person? What writing style will you choose? Could you write a letter? A diary? A newspaper report?
- Have fun writing your own versions of famous fairy tales with a twist.
- Ensure you do a first draft; leaving time to re-read and edit your work. Then write up (or type) your final version in your best handwriting to be shared on the Class Dojo 😊

'The Pea and the Princess' <https://www.youtube.com/watch?v=siw2aLAIYpl>



'The real story of the three little pigs' <https://www.youtube.com/watch?v=vB07RfntTvw&t=182s>



Spellings

On the website we have attached an activity booklet for the statutory year 3 and 4 spelling words. You will find activities to help you practise these. You don't need to print the booklet – you could write them out into your own work book. This can be done over the next two weeks.

Here is a link to the same booklet: https://content.twinkl.co.uk/resource/2d/13/T2-E-2155-Statutory-Spelling-List-Y3-and-Y4-Activity-Book.pdf?_token=&exp=1588682983~acl=%2Fresource%2F2d%2F13%2FT2-E-2155-Statutory-Spelling-List-Y3-and-Y4-Activity-Book.pdf%2A~hmac=27951bf32e066ffd7e766d7be907e7564c6bae51bd9fe419b29179fa6f27bb64

Topic: The Ancient Greeks

This week, we would like you to look at the story of the Trojan War, specifically the night of the Trojan Horse. We have attached the story of the Trojan War, but some of you may already know it well. After you have looked at the story again, and watched the video to get some more information we would like you to have a go at writing a diary entry, in the role of a soldier. You can choose to be a Greek or Trojan soldier for this – imagine how you would feel if you were inside the wooden horse, having to keep super still! You could write this on the night before The Trojan Horse, knowing that you would be going in the next day or you could write it as though the event has happened that day and you are reflecting on your experience – see how creative you can be!

<https://www.youtube.com/watch?v=v2pCwxCX2as>

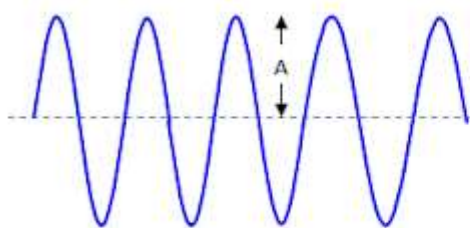
https://www.youtube.com/watch?v=_11zOZTA59U&t=201s

<https://sites.google.com/site/deardiarythisisherms/chapter-4-the-trojan-horse>


Science

Sound

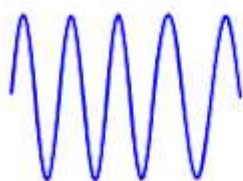
You have been learning about sound! You have learnt how sound travels to our ears, how the vibrations can determine pitch and volume and you have even made your own instruments!



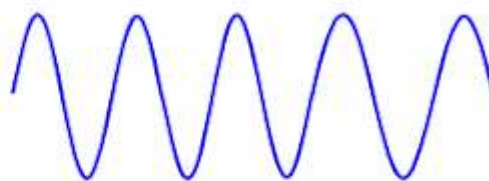
A loud sound – large amplitude



A soft (quiet) sound – small amplitude



A high pitched note – high frequency



A low pitched note – low frequency

Task:

To plan an episode about sound for an educational programme. The producers want you to explain the link between the volume of a sound and the size of the vibrations. They also would like you to explain the link between the pitch of sound and the vibrations. I have included the diagrams above as a reminder! If you can (and want to) film your episode and send it on Dojo then please do! No longer than a couple of minutes.

You will need to plan your episode:

1. Introduce yourself and tell the audience what your episode will be about.
2. Explain the link between the loudness or quietness of a sound and the vibrations. You may have a diagram you've drawn to show this.
3. Explain the link between how high or low a sound is and the vibrations.
4. Add anything else you know about sound at the end: you may want to include how sound travels from an object to our ears or you may want to show the instrument you created!

Art/D&T/Creativity

Linking in with our Greek Topic – and learning about the Trojan Horse, why not have a go at making your own! Be as creative as you can, use any materials that you have lying around the house! Here are a few examples to help you! You could make a 3D model or do a sketch or painting – it's entirely up to you!

<https://www.dltk-kids.com/world/greece/m-trojan.htm>





ICT

<https://hourofcode.com/uk/learn>

Choose a coding activity from the hour of code website. Code a cartoon, artist code combat: build your own game look fun! Share in the class dojo which coding games and activities you enjoy 😊

Here is the schedule of the BBC bitesize daily lessons for next week in you want any more work:



Year 4/ P5 online lessons

Monday 18 May - Friday 22 May

Monday	Tuesday	Wednesday	Thursday	Friday
English Fact and opinion	English Formal and informal language	English Using subordinating conjunctions	English Creating a formal report	English Reading lesson: You're A Bad Man Mr Gum by Andy Stanton
Maths Comparing fractions: tenths and hundreds	Maths Equivalent fractions	Maths Simplifying fractions	Maths Compare fractions	Maths Challenge of the week
History The Bronze Age	Geography Mountains	Science Friction and resistance	Computing How does the internet and search work	Music Dynamics and Tchaikovsky

Find all this content and more at: [bbc.co.uk/bitesize/dailylessons](https://www.bbc.co.uk/bitesize/dailylessons)

Please do what you can. Don't worry if you can't do everything – we are all doing our best during this strange time. We miss you and look forward to seeing what you've been doing on Class Dojo. Take care and be safe 😊

Best wishes

Mrs Koumpi, Miss McCarron & Miss Bowling

