

Week Commencing 11th May, 2020

Dear Parents and Children,

Here is a list of suggested work for next week:

Phonics/Reading

Focus: ***Digraphs and Trigraphs***

Activities for the children:

1. Continue your daily phonics sessions each day at 10am by clicking on this link: <https://wandleenglishhub.org.uk/lettersandsounds/reception>
2. Use the 'Collins Connect' website to do some more reading. Here, you will find some more school books to read, as well as a variety of resources and comprehension questions at the end of each book. Turn the sound off on your device so that your child can have a go at reading the book for themselves. Here are the details:

Visit this website: <https://connect.collins.co.uk/school/Portal.aspx>



After selecting, 'Teacher portal,' enter the following log in details:

username: parents@harpercollins.co.uk

password: Parents20!


Writing:

Focus: *Writing a sentence*



Activities for the children:

1. Have a look at the picture below. On a piece of paper, write an answer to this question:

How did this banana grow so huge?



Use this writing prompt to help you write your sentence:

A B C capital letters	 finger spaces	 full stop	Read read it again
---------------------------------	--	--	------------------------------



2. Complete the **Spelling sheets** on our website. **There is no need to print these off.** You could just copy/write the words onto a piece of paper. (Do one sheet a day. Each sheet is linked to the sounds that will be taught in the online phonics sessions next week. Remember to use your best handwriting. Again, you can access the online phonics lessons here: <https://wandleenglishhub.org.uk/lettersandsounds/reception>)

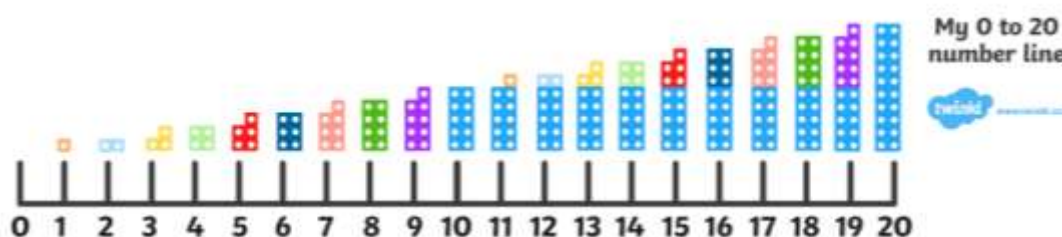
Maths

Focus: *Counting on and counting back*

Activities for the children:

1. Have a boogie and count to 20 in this song:
<https://www.youtube.com/watch?v=D0Ajq682yrA>
2. Complete the **Missing Number Tracks** sheet.
3. Using the number line below, identify the even and odd numbers.

Hint: Look at the shape of the Numicon pieces! Can you spot the pattern?



4. Sing the nursery rhyme, 'One, Two, Buckle My Shoe'. Use this video to count up to 20 in the song:
<https://www.topmarks.co.uk/Flash.aspx?bbc=one-two-buckle-my-shoe>

PE

Activities for the children:

- Complete the **Ball Skills Activity Sheet**.

Computing

Topic: *Coding*

- Have a go at this coding game:

<https://app.codemonkey.com/junior/chapters/sequencing/challenges/1>

E-Safety

- Here is an online safety at home activity:

<https://www.thinkuknow.co.uk/globalassets/thinkuknow/documents/thinkuknow/parents/pdf/thinkuknow-4-5s-home-activity-sheet-4.pdf>



RE (From Easter to Pentecost)

Over the coming weeks, children will be learning more about the first Pentecost and how the Holy Spirit inspires us in our Christian lives. The gift of the Spirit, which prompted the disciples to speak to other nations, is the inspiration for all Christian action now. The Spirit is sometimes called the 'sanctifier', the part of God's nature that makes all things holy. Christians believe that the Holy Spirit is alive in the world today and that it prompts people to act just as it did at the first Pentecost. At Baptism, Christians believe that the gifts of the Holy Spirit are given to the baptised.

Focus: **Pope Francis** (and how he has lived his life inspired by the Holy Spirit)

- Watch this video to learn more about Pope Francis:
https://www.youtube.com/watch?v=rHL4P1_GFM

Discuss these questions:

1. Why is Pope Francis important for Catholics?
2. Why did he decide to take the name, Francis? Can you think of similarities between Pope Francis and St Francis of Assisi?
3. How has Pope Francis lived his life inspired by the Holy Spirit?
4. Can you think of any times when the Holy Spirit has helped you to do the right thing?

Activities for the children:

- Create a Fact File about Pope Francis. Include at least 4 facts about our Pope and his life.

Topic

Focus: **People Who Help Us - Firefighters**

1. Listen to the story of *Charlie the Firefighter*:
<https://www.youtube.com/watch?v=cfQmp53PBAC>
2. Write a list of ways in which firefighters help us.
3. Why not try and make your own fire engine at home? You can make it as small or as large as you wish!

Wishing you all a great Bank Holiday Weekend,

Miss Freitas and Mrs Presland-Smith